

Classroom 2 / Lucy & Sonia
2020-2021
Activities for the week of 6/14/2021



HAPPY FATHER'S DAY



Activity 1:

Objectives: Creative Arts, Reading, Language, Emotions, Vocabulary

Materials: Book *"I LOVE DAD"* by *Eric Carle*



Construction Paper, markers or watercolor, glue, tie shape made of paper.

Activity: **MAKING A CARD FOR DAD**

The teacher will begin the activity by showing the book to the children. The teacher will encourage the children to talk about the picture on the cover of the book. Then the teacher will read the book "I LOVE DAD." As the teacher reads, the children can comment or ask questions about the story being read. After the teacher has finished reading, She will let the children know that we will be celebrating FATHER'S DAY soon and will make a card for dad.

Next, the teachers will show the children the materials that will be used, which will be provided by the parents or the teachers. As the children make the cards, the teachers will take anecdotes, make comments, and take photos.

In the end, the children will have the opportunity to show and talk about what they did.



Salón de Clase 2 / Lucy & Sonia
2020-2021
Actividades para la semana de junio 14, 2021



Objetivos: Artes-creatividad, lectura, lenguaje, emociones, vocabulario

Materiales: libro *"I LOVE DAD" escrito por Eric Carle*



Papel construcción, marcadores o acuarela, pegamento, corbata hecha de papel

Actividad: **HACER UNA TARJETA PARA PAPÁ**

La maestra comenzará la actividad mostrando el libro a los niños. La maestra animará a los niños a hablar sobre la imagen de la portada del libro. Después, la maestra leerá el libro "I LOVE DAD (AMO A PAPÁ)," el cual será traducido al lenguaje español por la maestra durante la lectura y los niños podrán comentar o hacer preguntas sobre la historia. Una vez la maestra haya terminado la lectura, les hará saber a los niños que pronto celebraremos el Día de los Padres y que haremos una tarjeta para papá.

A continuación las maestras les mostraran a los niños los materiales que se utilizarán, los cuales serán proporcionados por los padres o las maestras. Mientras los niños elaboran las tarjetas, las maestras tomarán anécdotas, harán comentarios y tomarán fotos.

Al final, los niños tendrán la oportunidad de mostrar y hablar sobre lo que hicieron.



Activity 2:

Objectives: Language, emotions, communications

Children and teachers will sing the song together



**I love my daddy, I love my daddy,
I love my daddy, yes I do
Here is a kiss and a hug for you
Thank you daddy for all you do
Happy Father's Day, Happy Father's Day
Happy Father's Day, I love you!**

**I love my daddy, I love my daddy,
I love my daddy, yes I do
Here is a kiss and a hug for you
Thank you daddy for all you do
Happy Father's Day, Happy Father's Day
Happy Father's Day, I love you!**