

Classroom #6 Activities for the Week of 03-22-2021

March 22, 2021:

Topic: Deep Belly Breathing

Hello Bloomingdale family,

We will be having our live zoom call 9:20am-10:00am & 10:00-10:40

We will start sharing how we feel and drawing it. We will then take attendance by reading each student's symbol and asking the group as a collective if each child is present. Then we will discuss how many students came to class. we will be doing our monthly Yoga breathing exercising using our Yoga instructor video. Please provide a yoga mat or space for your child . Also, a sheet of paper and something to write with (markers/ crayons/pencils) for your child.

Thank You !

This screenshot shows the top portion of a Zoom meeting window. In the top-left video tile, a young girl (Athena Rivera) holds a yellow paper with the name "ALICIA RIVE" written in red. The top-right tile shows a woman (Narcissa Said) with glasses. To the right of these tiles is a vertical list of participant names: Simone, Marilyn, and Monica Elmer-Miller. The bottom of the window features a control bar with icons for Unmute, Stop Video, Security, Participants (6), Chat, Share Screen, Record, and Reactions. A red "End" button is on the far right. A small text box on the left side of the control bar reads: "Press (⌘/⌥A) to unmute or hold space bar to temporarily unmute."

This screenshot shows the bottom portion of the same Zoom meeting window. The video tiles have shifted: the girl (Athena Rivera) is now in the top-left, and the woman (Narcissa Said) is in the top-right, holding a white paper with "NARCISSA SILVA" written on it. The participant list on the right remains the same. The control bar at the bottom is identical to the one in the top screenshot, including the "End" button and the unmute instruction: "Press (⌘/⌥A) to unmute or hold space bar to temporarily unmute."

View

Athena Rivera

Narcissa Said

karizmalove

Press (⌘/⌥A) to unmute or hold space bar to temporarily unmute.

Unmute

Stop Video

Security

Participants 6

Chat

Share Screen

Record

Reactions

End

Talking: Narcissa Said

View

Athena Rivera

Narcissa Said

karizmalove

Press (⌘/⌥A) to unmute or hold space bar to temporarily unmute.

Unmute

Stop Video

Security

Participants 6

Chat

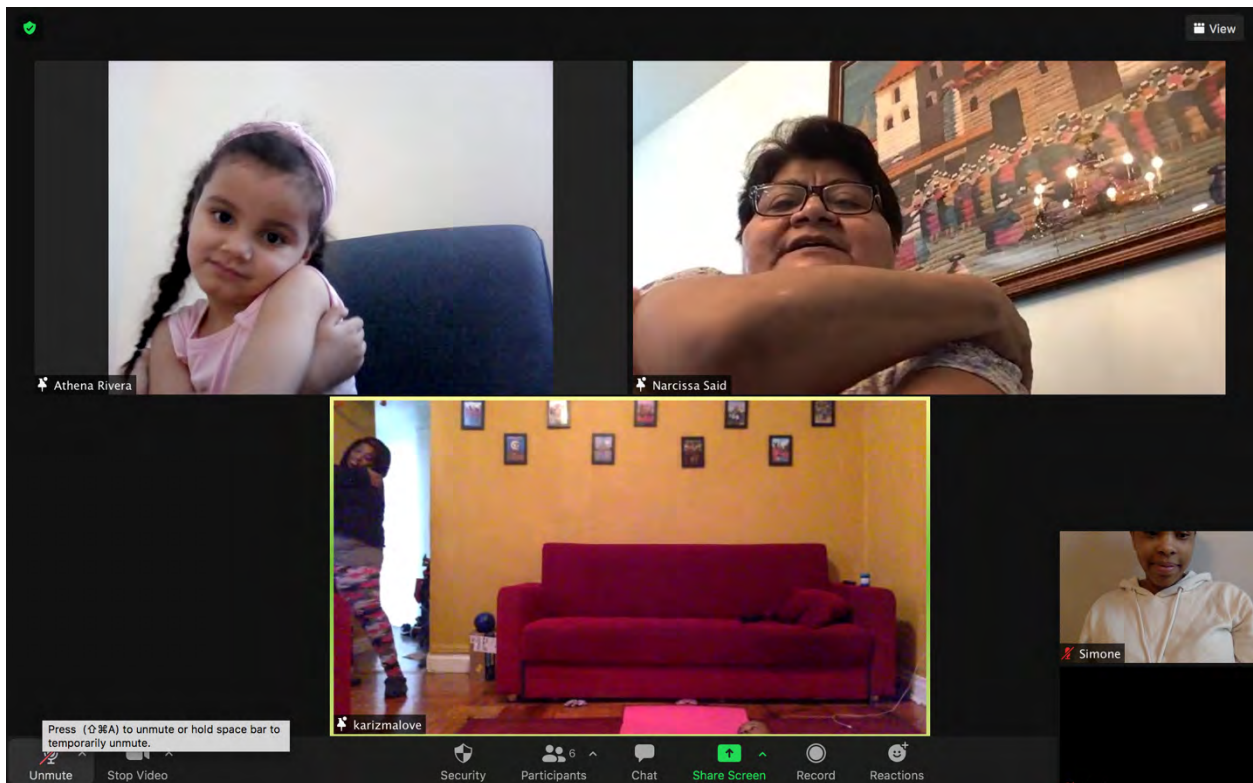
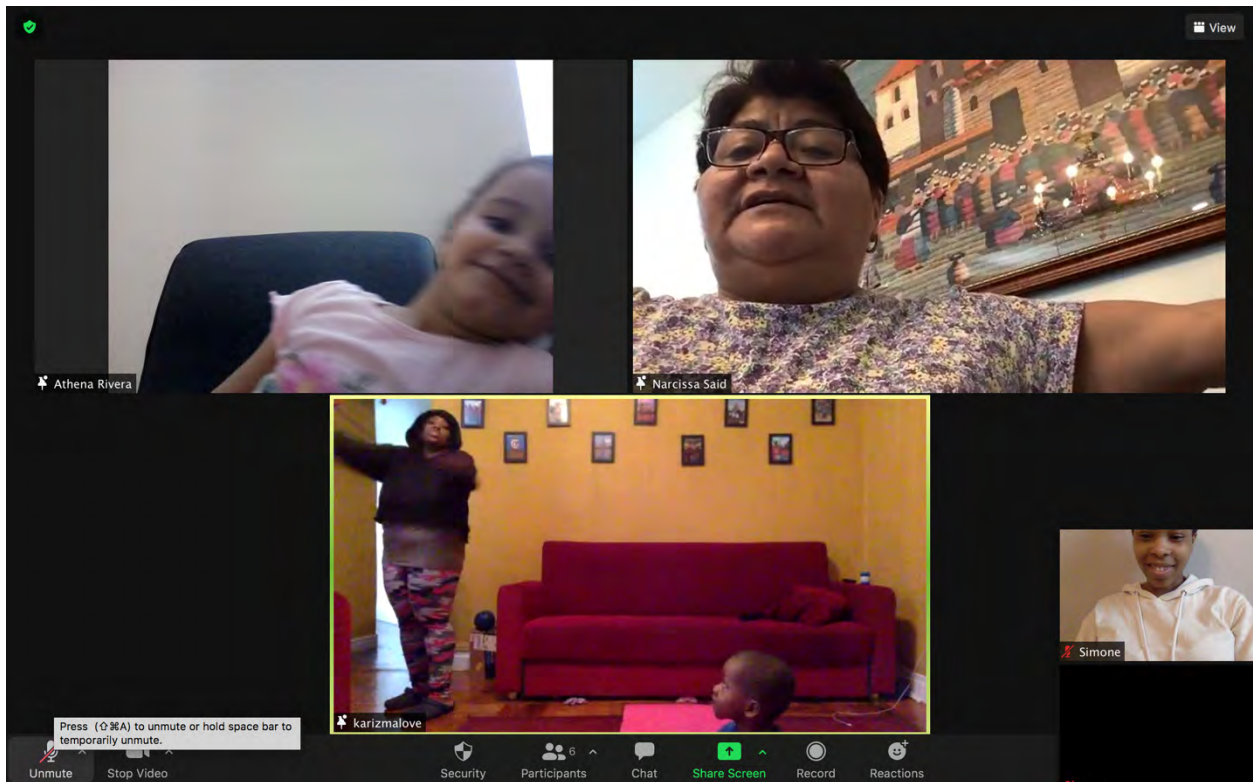
Share Screen

Record

Reactions

End

Talking:



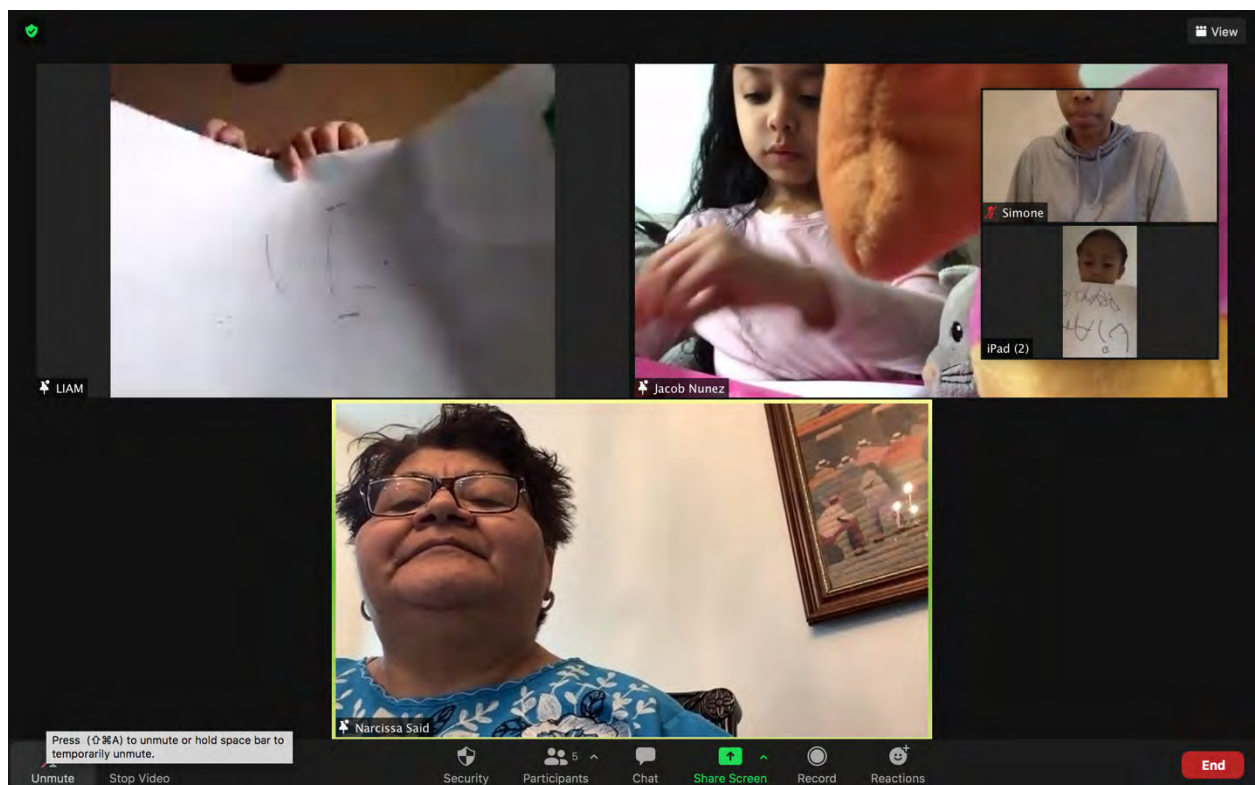
March 24, 2021:
Topic: Identifying each of our symbols and designing them

Hello Bloomingdale family,

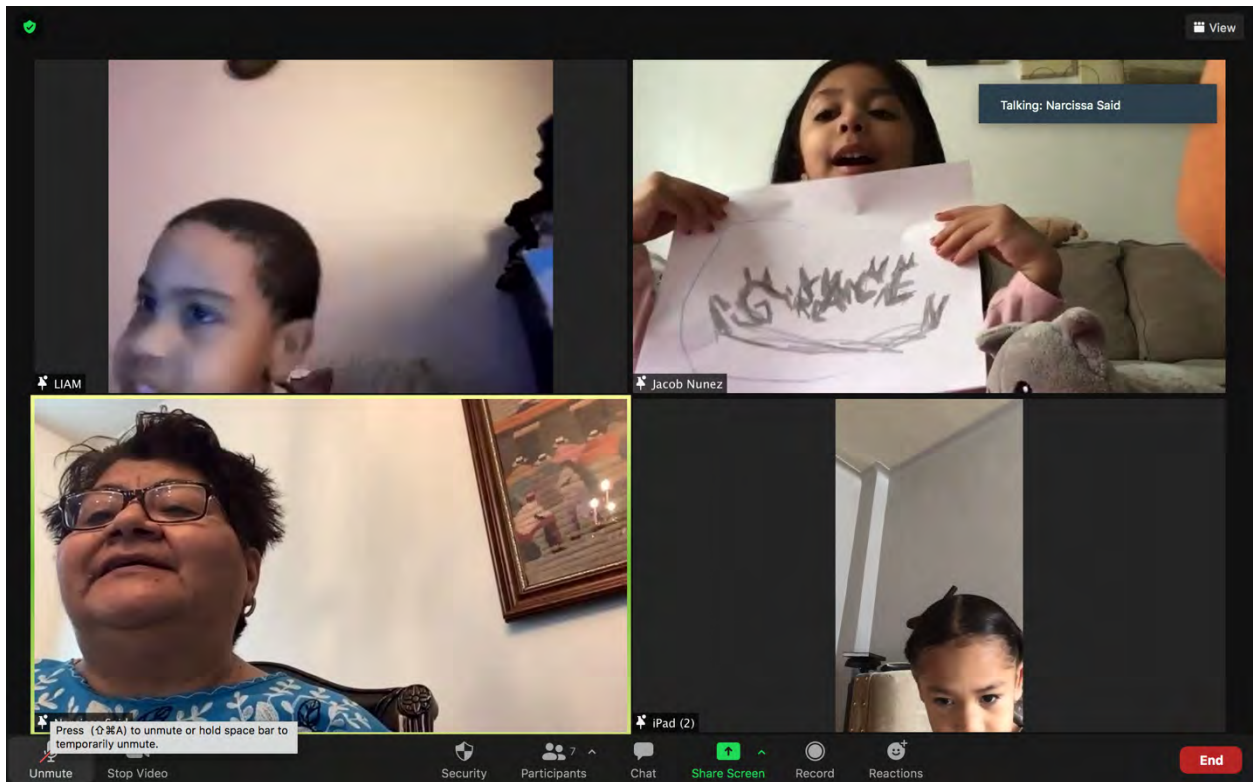
We will be having our live zoom call 9:20am-10:00am & 10:00-10:40

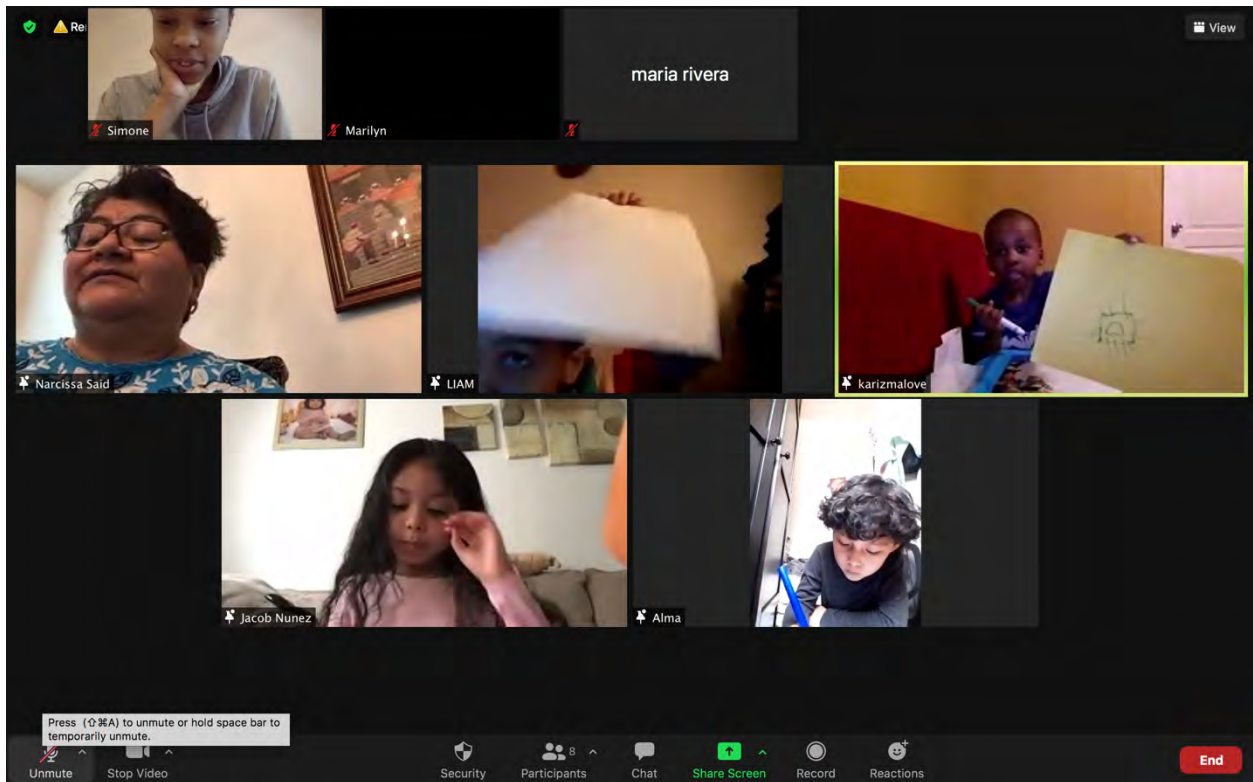
We will start sharing how we feel and drawing it. We will then take attendance by reading each student's symbol and asking the group as a collective if each child is present. Then we will discuss how many students came to class. We will be identifying each of our symbols and designing them. Please provide a sheet of paper and something to write with (markers/ crayons/pencils) for your child.

Thank You !



The screenshot displays a Zoom meeting interface. The main area is a grid of video feeds. In the top row, there are three feeds: Simone (a young person with their hand on their chin), Marilyn (a person whose face is mostly obscured by a white object), and maria rivera (a dark grey placeholder box). The middle row contains three feeds: Narcissa Said (a woman with glasses), LIAM (a person holding a white object up to their face), and karizmalove (a young child holding a drawing). The bottom row shows two feeds: Jacob Nunez (a young girl) and Alma (a young person). A third, empty feed is visible to the right of Alma. At the bottom, a toolbar includes icons for Unmute, Stop Video, Participants (showing 8 people), Chat, Share Screen, Record, and Reactions. A red 'End' button is in the bottom right corner. A text box at the bottom left reads: 'Press (⌘/⌥A) to unmute or hold space bar to temporarily unmute.'







Remaining Meeting Time: 03:05 Upgrade

View

ing:

am F Mathew

f

Mat

Narcissa Said

karizmalove

Jacob Nunez

Alma

Unmute Stop Video

Security Participants 8 Chat Share Screen Record Reactions

End

Remove Pin

View

Talking: Narcissa Said, Ashten's iPad

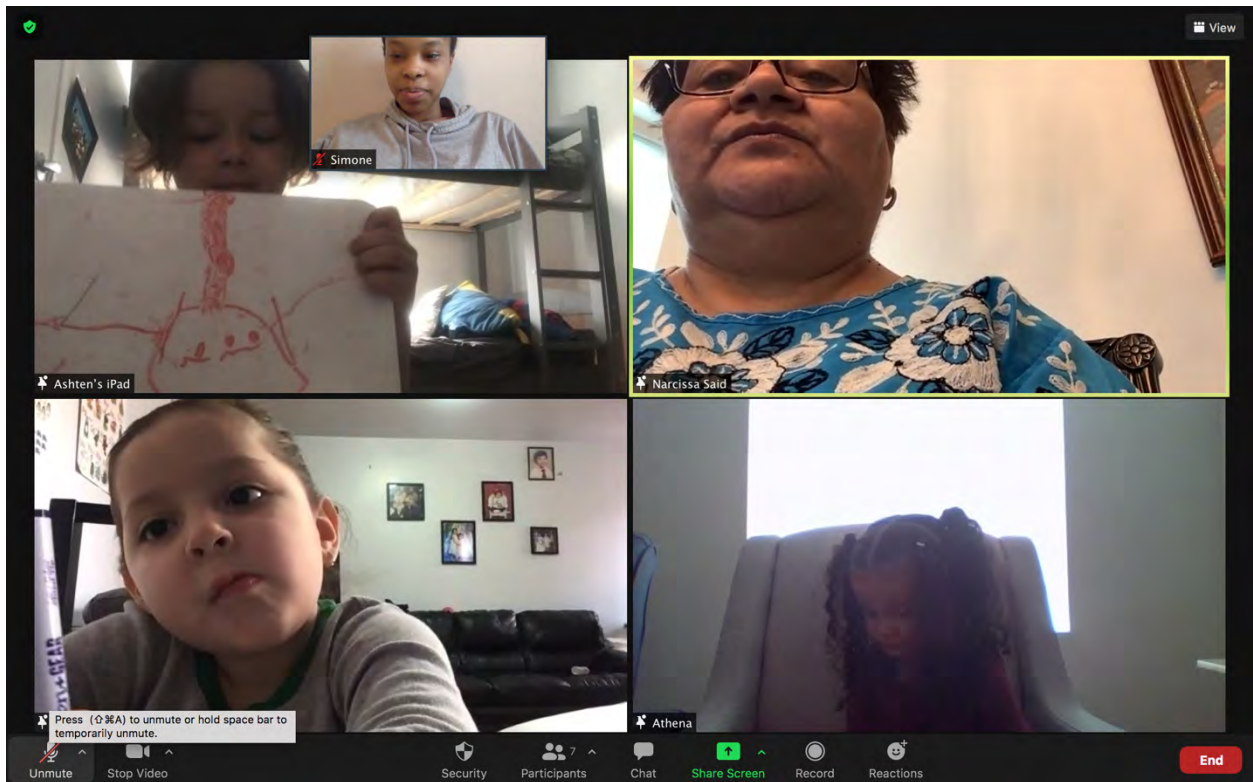
Unmute Stop Video

Participants 7 Chat Share Screen Record Reactions

Leave







March 26, 2021:

Topic: Identifying letters in our name and writing them

Hello Bloomingdale family,

We will be having our live zoom call 9:20am-10:00am & 10:00-10:40

We will start sharing how we feel and drawing it. We will then take attendance by reading each student's symbol and asking the group as a collective if each child is present. Then we will discuss how many students came to class. We will be identifying letters in our name and looking for them around the house. Please provide a sheet of paper and something to write with (markers/crayons/pencils) for your child.

Thank You !

