

## Classroom #6 Activities for the Week of 03-01-2021

**March 01, 2021:**

**Topic: Creating Paper Fans and Drawing On Them**

Hello Bloomingdale family,

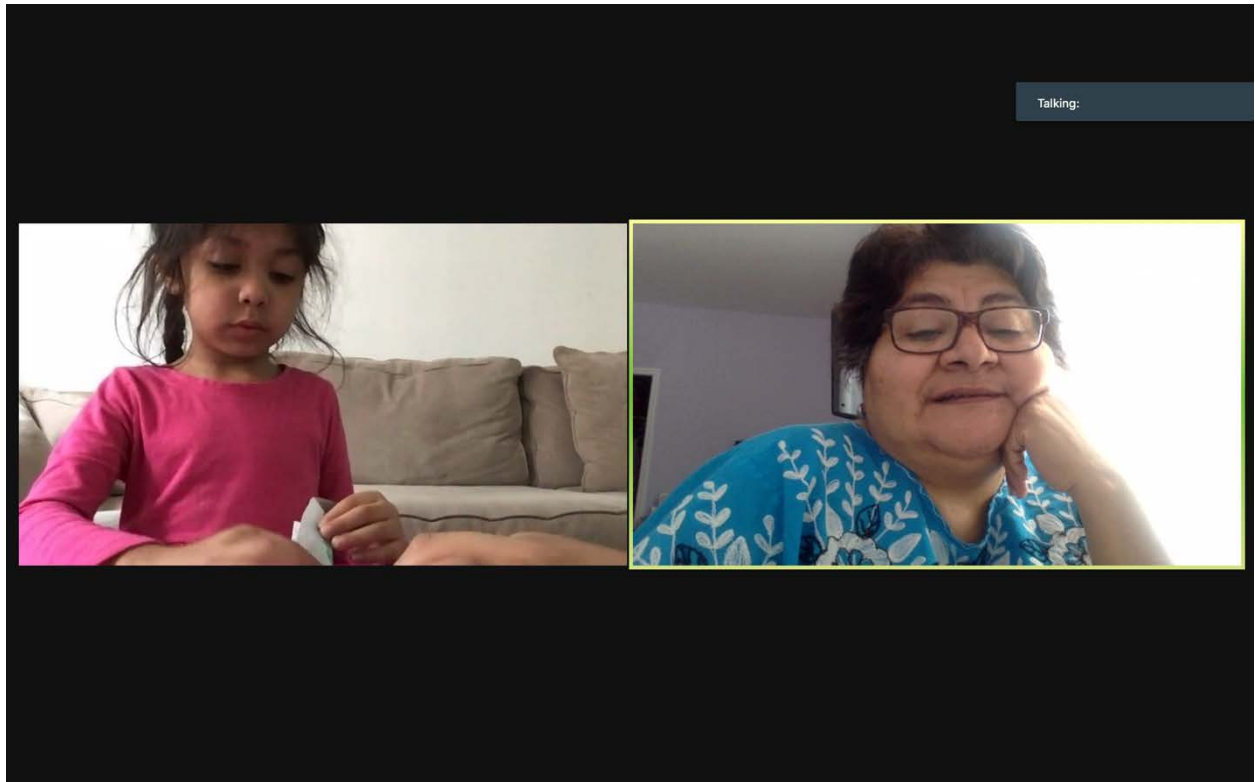
We will be having our live zoom call 9:20am-10:00am & 10:00-10:40

We will start sharing how we feel and drawing it. We will then take attendance by reading each student's symbol and asking the group as a collective if each child is present. Then we will discuss how many students came to class. We will then draw on our papers. Narcissa will then explain how to fold our papers back and forth to create fans. Please provide a sheet of paper and something to write with (markers/ crayons/pencils) your child.

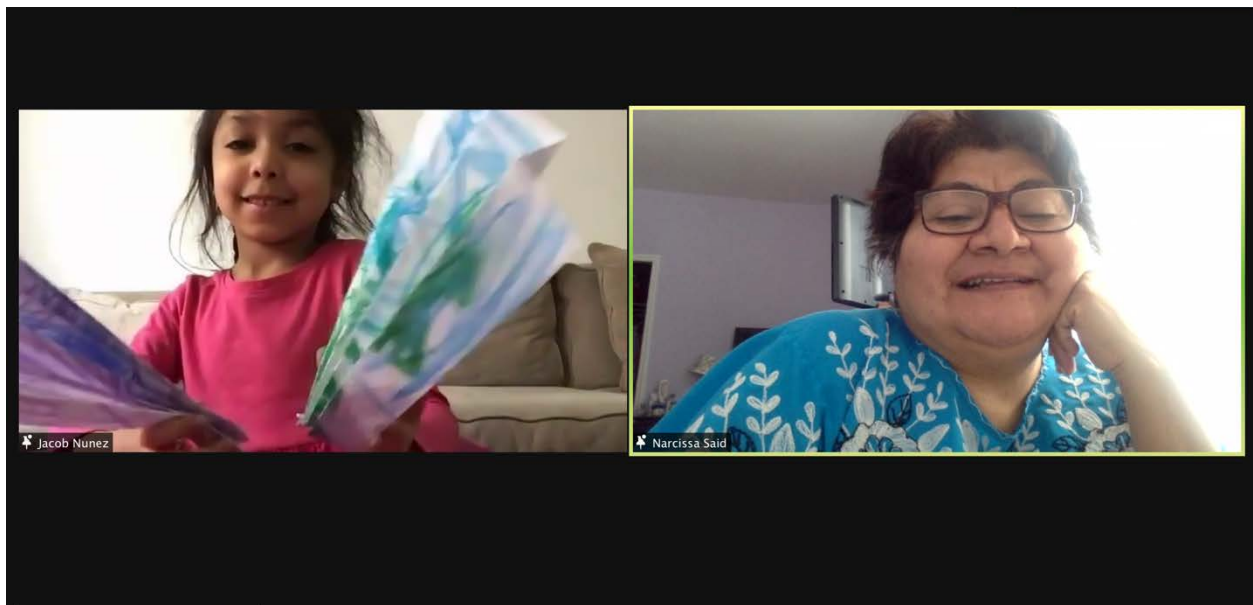
Thank You !















★ annette



★ Ashten's iPad



View

Talking: Narcissa Said



★ annette



★ Ashten's iPad

Press (Q/A) to unmute or hold space bar to temporarily unmute.

Unmute

Stop Video

Security

Participants 6

Chat

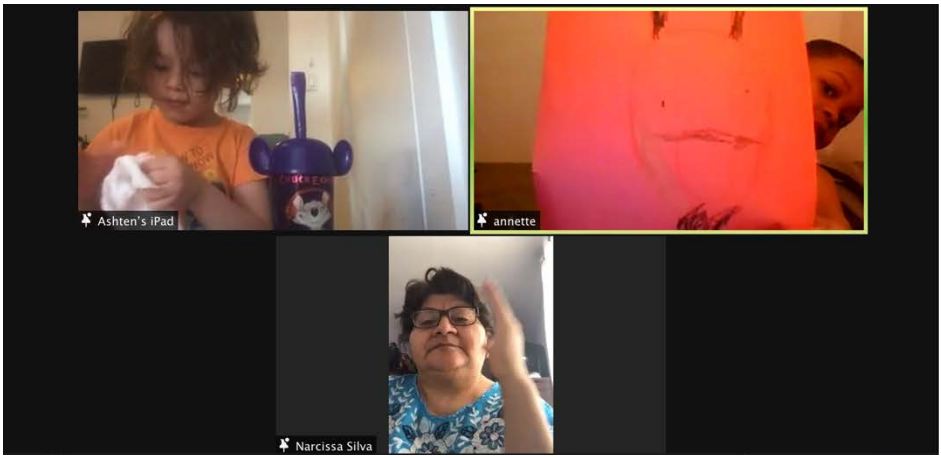
Share Screen

Record

Reactions

End











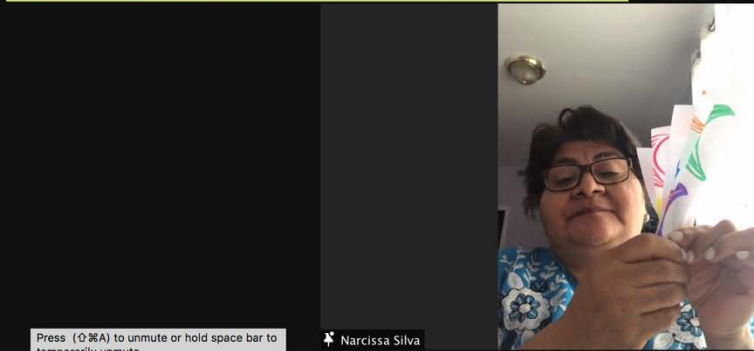




Talking: Narcissa Silva



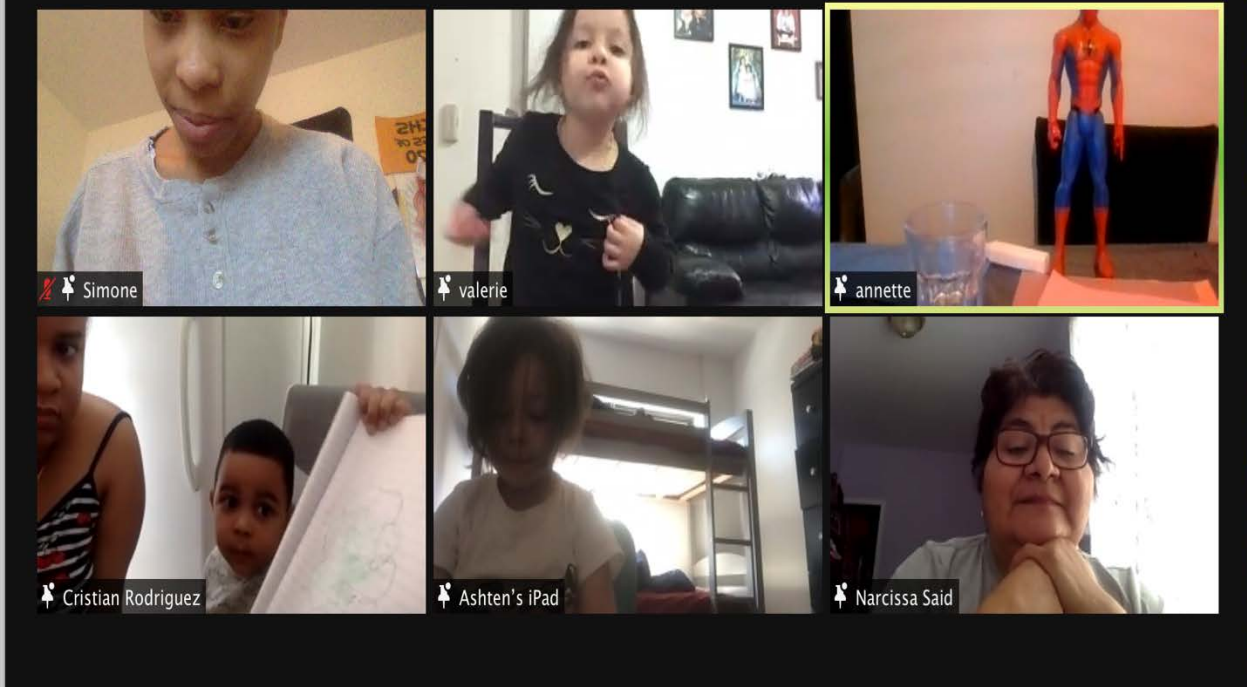














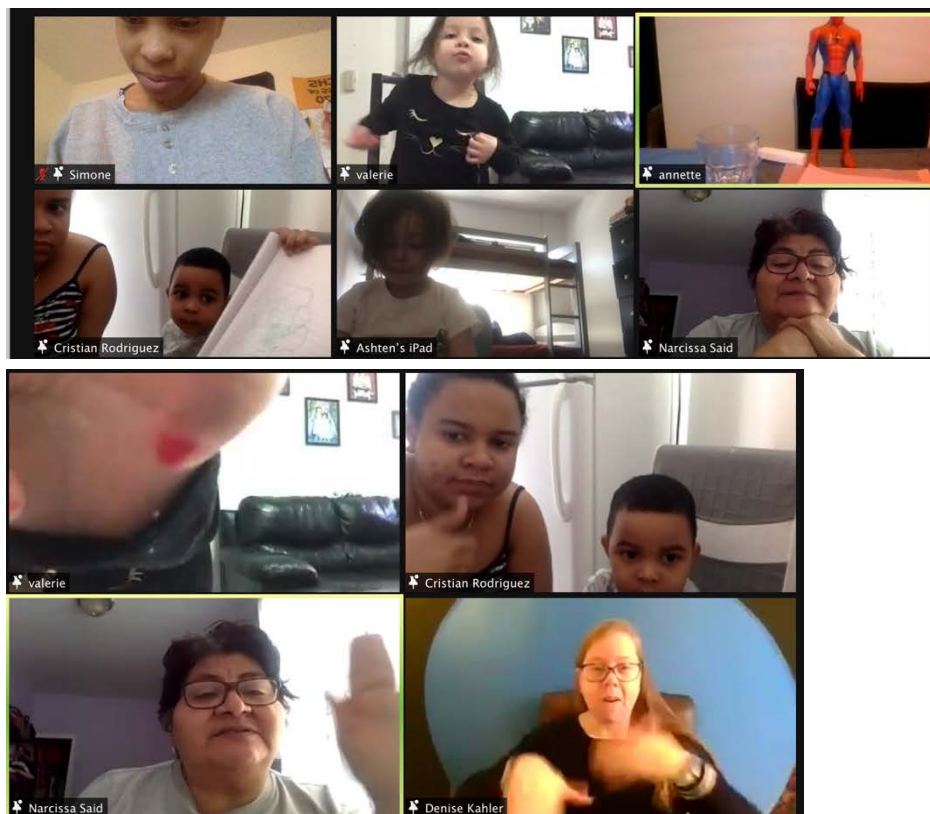
**March 03, 2021:**  
**Topic: Plant Life Cycle**

Hello Bloomingdale family,

We will be having our live zoom call 9:20am-10:00am & 10:00-10:40

We will start sharing how we feel and drawing it. We will then take attendance by reading each student's symbol and asking the group as a collective if each child is present. Then we will discuss how many students came to class. Children will be learning about Plant Life Cycle. Children will share what they think plants need to grow and create their own plants. This activity helps their thinking skills and strengthens their brain functioning . Please provide a sheet of paper and something to write with (markers/ crayons / pencils) .

Thank You !







**March 05, 2021:**

**Topic: Funny Faces With Empty Tissue Rolls**

Hello Bloomingdale family,

We will be having our live zoom call 9:20am-10:00am & 10:00-10:40

We will start sharing how we feel and drawing it. We will then take attendance by reading each student's symbol and asking the group as a collective if each child is present. Then we will discuss how many students came to class. Children will decorate their empty tissue rolls. Children will then use their scissors to cut into the top of their tissue rolls to create hair. This activity helps their thinking skills and strengthens their creativity. Please provide a sheet of paper and something to write with (markers/ crayons / pencils).

Thank You !



View

Molly Fried

Jacob Nunez



LIAM



STEPHANIE NAVARRO-CONZALEZ



Simone



Narcissa Said



Press (⌘/⌥A) to unmute or hold space bar to temporarily unmute.

Unmute

Stop Video

Security

Participants 6

Chat

Share Screen

Record

Reactions

End

View

Molly Fried

Jacob Nunez



LIAM



STEPHANIE NAVARRO-CONZALEZ



Simone



Narcissa Said



Press (⌘/⌥A) to unmute or hold space bar to temporarily unmute.

Unmute

Stop Video

Security

Participants 6

Chat

Share Screen

Record

Reactions

End





Jacob Nunez



LIAM



Simone



Narcissa Said



IPad (2)



Alma







