

WHAT IS NEXT?

This is an activity to help with pattern recognition. You will create patterns, and have your child fill in where the pattern is incomplete!



Materials needed are:
Paper, Pencils,
Crayons, and
Markers



First,
Go over some
basic shapes, colors,
and sizes with your
child.



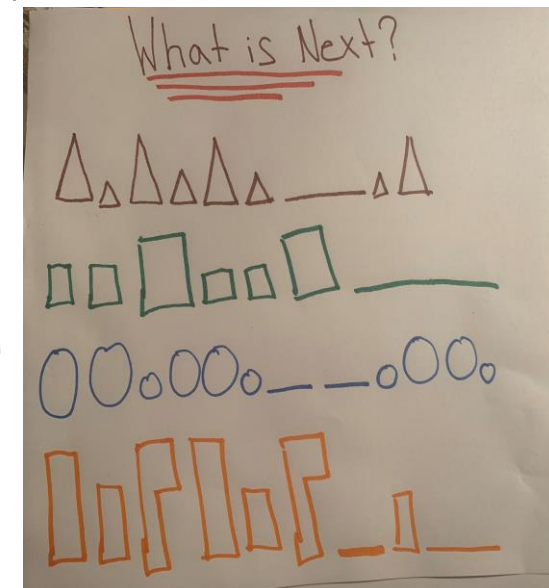
Next, take a sheet of paper, and whichever writing utensil you or your child prefers. You can write the title of the activity if you like.




Then, Create a pattern! Patterns can be different; Colors, Shapes, and Sizes, (Anything you want)




The first pattern can be read as "Big triangle, little triangle." Vocalizing this will help with memory retention. Leave empty spaces to be filled in by your child. Use the question, "What do you think is missing" Repeating the pattern cycle. "Big triangle, little triangle... What is next?"



This
pattern can
be a lot
simpler!



The first row can be read as
“Green, blue, purple, green,
blue, purple...” When
arriving at missing pieces
repeat “Green, blue, purple,
What’s next?”



Create
many different
kinds of pattern,
and challenge
them!

