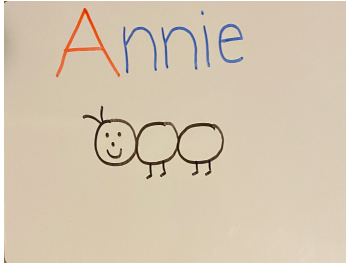


Yellow Room
Gina C, Annie, and Flor
Activities for the week of 07/27/2020


Activity: Identifying and Drawing Our Symbols

Learning Objectives: Language Development, Fine Motor Skills, Name Recognition, and Identifying Symbols of Self, Peers, and Teachers


Materials: Write & Wipe Boards, Dry-Erase Markers, Paper, and Writing Utensils



Ant



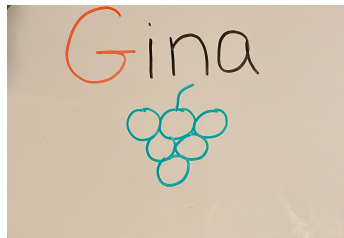
Apple




Ball




Flower




Grapes



Kite



Sun



Shovel

Steps:

- Parents and children will observe all symbols.
- Parents will encourage their children to try to identify and name their own symbol.
- Children will try to identify and name their peers and teachers symbols.
- Parents will provide their child a write & erase board, dry erase markers, or paper and any writing utensils (crayons, markers, pencils, or pens) so they can try to draw their own symbols and any other symbols that they want.

Extensions of Learning:

- Parents could encourage their children to try to identify and write the first letter of their name.
- If child is interested, they could try to identify and write all the letters of their name.

~ **PARENTS**, please let your child choose their own materials! **HAVE FUN!!**