

Matching letters – Match the letters by drawing a line to the corresponding letter on the opposite side.

Aa Bb Cc Dd Ee Ff

A

e

B

d

C

a

D

f

E

c

F

b

Create the Hop Scotch on the floor of your house.
Jump the numbers in order or skip them by odds
or even.

9	10
7	8
5	6
3	4
1	2

Lesson Plan: Making a Letter Book-Dd

Room #6

This is the start of a book for letters only.

*Learning letters is the beginning of literacy. It is also for recognition, naming and sounding.

Materials: Colored construction paper, markers, glue and scissors.
(Magazine pages)


Step 1: Draw or cut out 5 or 6 pictures that begin with the letter Dd, liked door, dot, dart, dice, and duck. Set them aside and go to the next step.

When you are doing this activity do not say Dd is for duck. Say duck begins with Dd

Step 2: On one piece of paper write the letter Bb on a corner of the paper. Carefully glue your cut up pictures on the page. Leave space around each picture and let them dry for half an hour.

Step 3: Cut up small rectangular pieces of paper and write down the names of each picture. Glue them next to each corresponding picture.

*! Without letters we would have no book, no one would learn to read and we could not sing the ABC's song. Children can begin to learn letters in order or not in order.




dart


Dd



dot



dice



duck



door

This is the start of a Book of Colors

* Colors are important in that we are surrounded by colors. Colors make the world bright, happy, and beautiful.

Materials: Markers in different shades of blue and white construction paper

Step 1: First think of the color blue. Then think of things that are blue, come in blue and can be turn into blue. Things like blueberries, a blue crayon, and a blue whale, blue bird and a cap.


Step 2: Of the things you thought, begin to draw them and then color them in blue on the white paper.

Step 3: When you have completed your drawing, write the names of the drawings next to them and then write the word **Blue** in one corner.

*! Colors come in different shades and shapes. You can do wonders when you use colors in your art. Your mind can work wonders as it thinks.



cap/gorra



crayons/
crayón



mitten/
mitón



whale/
ballena



bluebird/
azulejo

Azul

Blue
